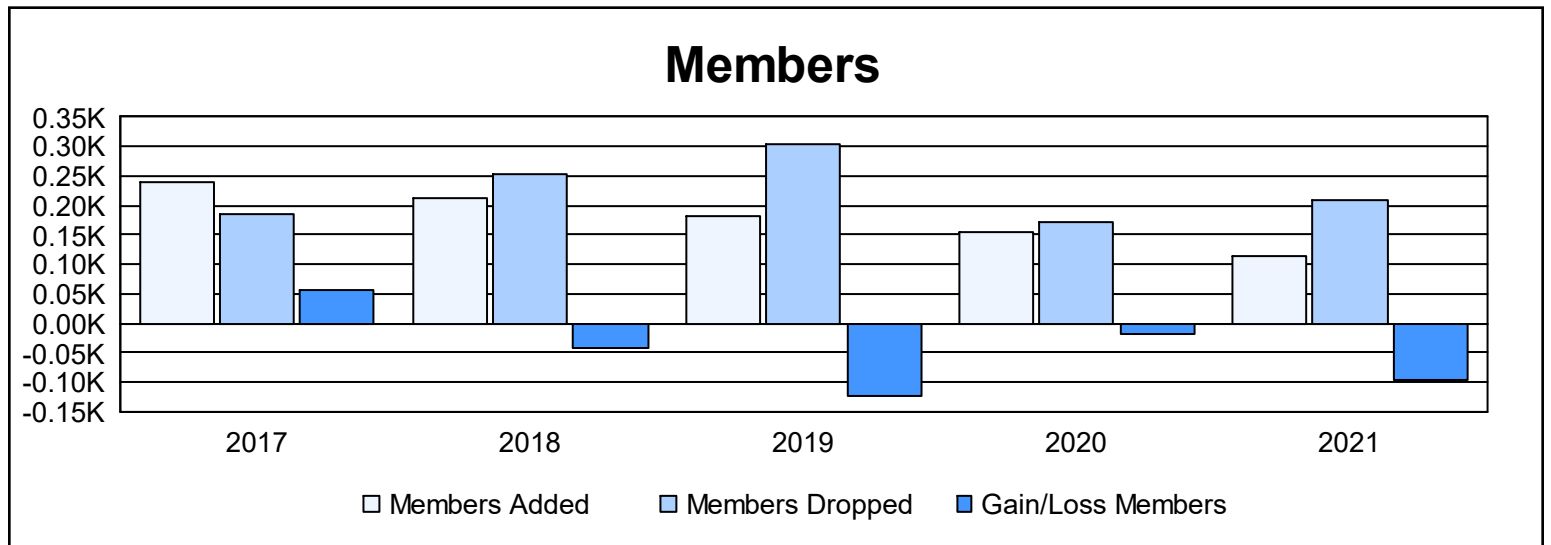
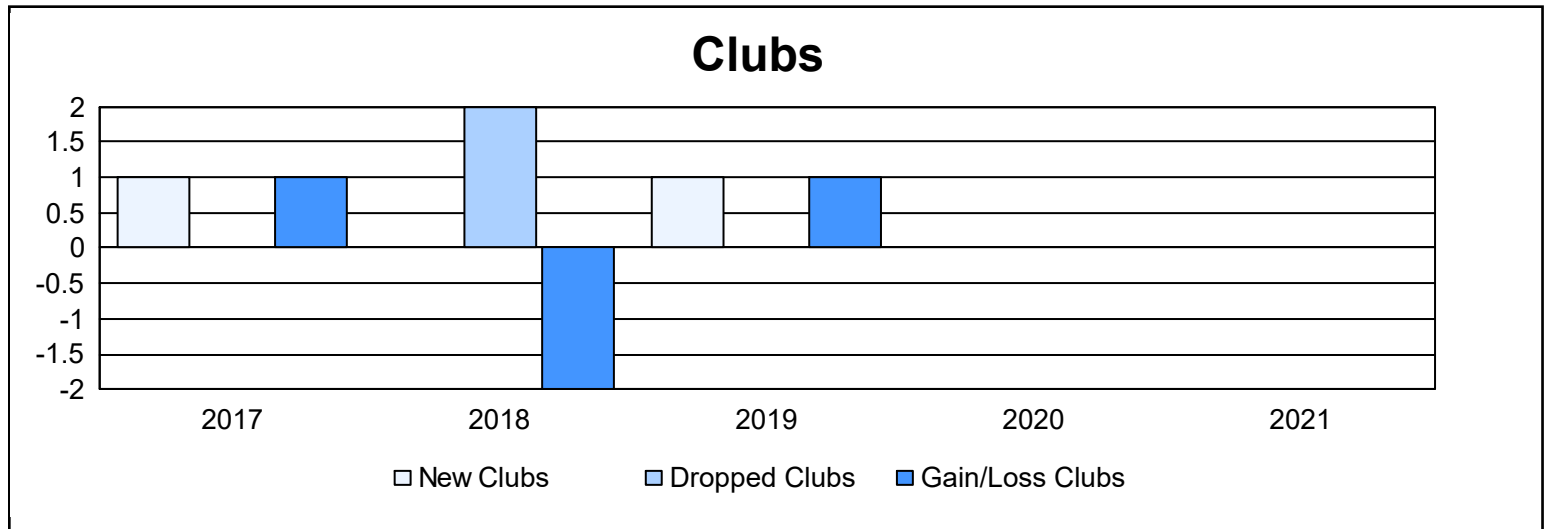
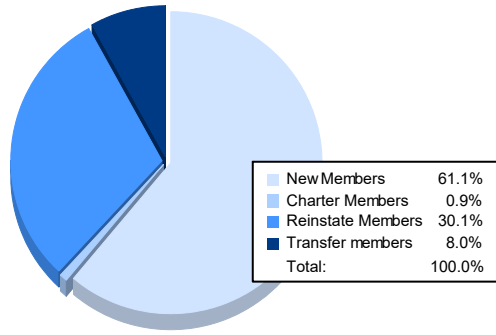


| Year | New Clubs | Dropped Clubs | Gain/ Loss Clubs | New Members | Charter Members | Reinstate Members | Transfer Members | Total Member Added | Total Members Dropped | Gain/ Loss Members |
|----------------|-----------|---------------|------------------|-------------|-----------------|-------------------|------------------|--------------------|-----------------------|--------------------|
| 2016-2017 | 1 | 0 | 1 | 196 | 22 | 11 | 12 | 241 | 185 | 56 |
| 2017-2018 | 0 | 2 | -2 | 185 | 2 | 15 | 11 | 213 | 254 | -41 |
| 2018-2019 | 1 | 0 | 1 | 144 | 23 | 6 | 8 | 181 | 305 | -124 |
| 2019-2020 | 0 | 0 | 0 | 132 | 3 | 9 | 12 | 156 | 173 | -17 |
| 2020-2021 | 0 | 0 | 0 | 69 | 1 | 34 | 9 | 113 | 209 | -96 |
| Average | 0 | 0 | 0 | 145 | 10 | 15 | 10 | 181 | 225 | -44 |



Membership Composition June 2021 Cumulative



Gender Composition June 2021 Cumulative

